



STANDARDS
&
GUIDELINES
for
Crochet
and
Knitting

Compiled by
Craft Yarn Council of America

April, 2003

YarnStandards.com

Standards & Guidelines

The publishers, fiber, needle and hook manufacturers and yarn members of the Craft Yarn Council of America have worked together to set up a series of guidelines to bring uniformity to yarn, needle and hook labeling and to patterns, whether they appear in books, magazines, leaflets or on yarn labels. Our goal is to make it easier for consumers to select the right materials for a project and complete it successfully.

“Standards” are guidelines for industry manufacturers, publishers and designers to assist them in preparing consumer-friendly products. With the cooperation of manufacturers, publishers and designers, these changes will be implemented over a period of time as products and packaging are redesigned and new books and leaflets are published.

We received valuable input from allied associations in the United States, such as The National Needlework Association, the Crochet Guild of America, and The Knitting Guild of America, as well as designers and consumers. Ultimately, our objective is to design global standards and guidelines that will be used by companies worldwide. To this end, we have reached out to individuals, manufacturers and trade associations in the United Kingdom, Germany, Italy, France, as well as in Australia and New Zealand to ask for their input.

Special thanks to members of the Council’s Standards Committee

Richard Caron, Solutia, Co-Chair

Jean Leinhauser, Dynamic Resource Group/ASN Publishing, Co-Chair

Catherine Blythe, Spinrite

Gayle Bunn, Spinrite

Marilyn Coleman, Coats & Clark

Mary Colucci, Craft Yarn Council

Joni Coniglio, XRX Publishing/ *Knitter’s Magazine*

Ed Hamrick, Caron International

Jan Kahn, Caron International

Karen Klemp, Crochet Guild of America

John Robinson, Dynamic Resource Group

Vivian Rothe, House of White Birches

Elaine Rowley, XRX Publishing/ *Knitter’s Magazine*

Carla Scott, *Vogue Knitting/Family Circle Knitting*

Kathleen Sams, Coats & Clark

Larry Smith, Boye Needle/Wrights

Nancy Thomas, Lion Brand Yarn

Nancy Wyatt, *Better Homes & Gardens Creative Collection*

Jackie Young, Crochet Guild of America

The Committee also would like to thank all of the people who contributed their time and knowledge in the development of the new industry Standards & Guidelines.

This *Standards & Guidelines* booklet and downloadable symbol artwork are available at: **YarnStandards.com**

Hooks & Needles

The Council's hook and needle manufacturers have agreed to make metric (millimeter/mm) sizing more prominent on packaging. The U.S. sizes, both numbers and/or letters, will also appear on packaging.

More prominent labeling of metric sizing, which is an actual measurement, should help eliminate consumer questions about the differences among the letter and number sizing of some needles and hooks. As noted in the introduction, with the cooperation of manufacturers, publishers and designers these changes will be implemented as packaging is reprinted and new patterns are published.

Knitting Needle Sizes

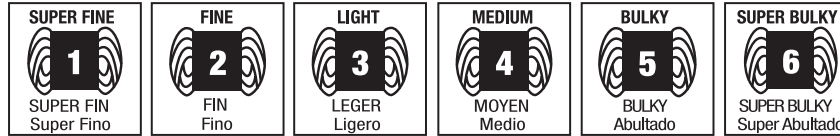
Millimeter Range	U.S. Size Range
2.25 mm	.1
2.75 mm	.2
3.25 mm	.3
3.5 mm	.4
3.75 mm	.5
4 mm	.6
4.5 mm	.7
5 mm	.8
5.5 mm	.9
6 mm	.10
6.5 mm	.10½
8 mm	.11
9 mm	.13
10 mm	.15
12.75 mm	.17
15 mm	.19
19 mm	.35
25 mm	.50

Crochet Hook Sizes

Millimeter Range	U.S. Size Range*
2.25 mm	B-1
2.75 mm	C-2
3.25 mm	D-3
3.5 mm	E-4
3.75 mm	F-5
4 mm	G-6
4.5 mm	.7
5 mm	H-8
5.5 mm	I-9
6 mm	J-10
6.5 mm	K-10½
8 mm	L-11
9 mm	M/N-13
10 mm	N/P-15
15 mm	P/Q
16 mm	Q
19 mm	S

*Letter or number may vary. Rely on the millimeter (mm) sizing.

Yarn label information



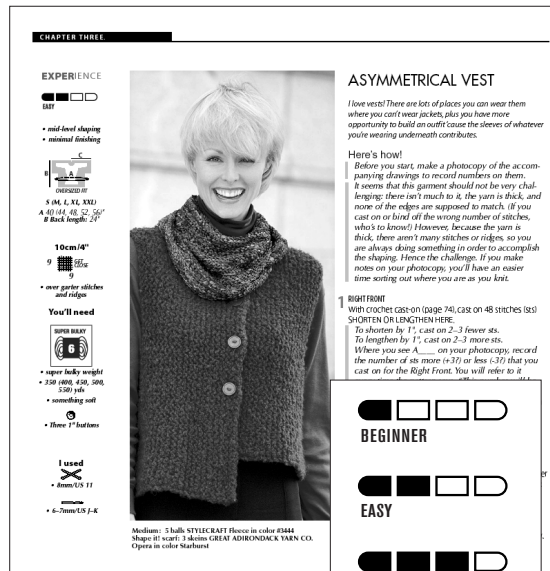
Symbols

Symbols will be introduced to designate the various weights (thicknesses) of yarn on labels and to designate the skill level (beginner to experienced) of a pattern.

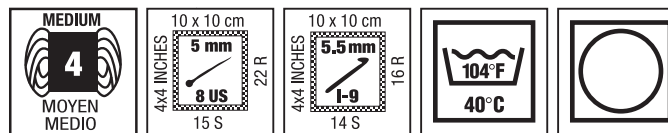
For yarn weights a ball/skein will be used containing a number between 1-6, with 1 the finest and 6 the thickest.

The skill level symbol is a horizontal bar divided into four sections. When one section of the bar is shaded, it indicates a beginner pattern; four shaded sections indicate a pattern for experienced knitters or crocheters.

Below is how you can expect to see the new yarn symbols used on a label; and how the yarn and skill level symbols might appear in a pattern. See charts on pages 5









and 8 for more information about what the new symbols will represent. As noted in the introduction, these changes will be implemented over time with the printing of new labeling and the publishing of new books, patterns and magazines.



Standard Yarn Weight System

Categories of yarn, gauge ranges, and recommended needle and hook sizes

Yarn Weight Symbol & Category Names	 1 Super Fine	 2 Fine	 3 Light	 4 Medium	 5 Bulky	 6 Super Bulky
Type of Yarns in Category	Sock, Fingering, Baby	Sport, Baby	DK, Light Worsted	Worsted, Afghan, Aran	Chunky, Craft, Rug	Bulky, Roving
Knit Gauge Range* in Stockinette Stitch to 4 inches	27–32 sts	23–26 sts	21–24 sts	16–20 sts	12–15 sts	6–11 sts
Recommended Needle in Metric Size Range	2.25–3.25 mm	3.25–3.75 mm	3.75–4.5 mm	4.5–5.5 mm	5.5–8 mm	8 mm and larger
Recommended Needle U.S. Size Range	1 to 3	3 to 5	5 to 7	7 to 9	9 to 11	11 and larger
Crochet Gauge* Ranges in Single Crochet to 4 inch	21–32 sts	16–20 sts	12–17 sts	11–14 sts	8–11 sts	5–9 sts
Recommended Hook in Metric Size Range	2.25–3.5 mm	3.5–4.5 mm	4.5–5.5 mm	5.5–6.5 mm	6.5–9 mm	9 mm and larger
Recommended Hook U.S. Size Range	B–1 to E–4	E–4 to 7	7 to I–9	I–9 to K–10½	K–10½ to M–13	M–13 and larger







*** GUIDELINES ONLY: The above reflect the most commonly used gauges and needle or hook sizes for specific yarn categories.**

This *Standards & Guidelines* booklet and downloadable symbol artwork are available at: YarnStandards.com

Spanish

Sistema de Peso Estandar para Estambre







Numeros y Nombres

Nuevos Nombres de la Categoría	 1 Super Fino	 2 Fino	 3 Ligero	 4 Medio	 5 Abultado	 6 Super Abultado
Tipos de Estambres Actuales dentro de la Categoría	Calcetín, Digitación, Bebe	Deporte, Bebe	Doble tejido de punto, Tejido de estambre ligero	Estambre (lana peinada), Afgano, Afgan, Aran	Fornido, Grueso, Manualidad, Alfombra	Abultado, Voluminoso, Mecha
Rango del Calibre del Punto en Tela de Punto de 4 Pulgadas	27 a 32 sts	23 a 26 sts	21 a 24 sts	16 a 20 sts	12 a 15 sts	6 a 11 sts
Aguja Recomendada en el Rango de Tamaño Metrico	2.25 a 3.25 mm	3.25 a 3.75 mm	3.75 a 4.5 mm	4.5 a 5.5 mm	5.5 a 8 mm	8 mm y mas
Aguja Recomendada en el Rango de Tamaño para E.U.	1 a 3	3 a 5	5 a 7	7 a 9	9 a 11	11 y mas
Calibre de Crochet en Crochet Sencillo de 4 Pulgadas	21 a 32 sts	16 a 20 sts	12 a 17 sts	11 a 14 sts	8 a 11 sts	5 a 9 sts
Gancho Recomendado en el Rango de Tamano Metrico	2.25 a 3.5 mm	3.5 a 4.5 mm	4.5 a 5.5 mm	5.5 a 6.5 mm	6.5 a 9 mm	9 mm y mas
Gancho Recomendado en el Rango de Tamano para E.U.	B-1 a E-4	E-4 a 7	7 a I-9	I-9 a K-10½	K-10½ a M-13	M-13 y mas

French





Système Standard de Grosseur

Pour Fils À Tricoter • Numéros et Noms





Nouvelle Catégorie Noms	 1 Super Fin	 2 Fin	 3 Léger	 4 Moyen	 5 Bulky	 6 Super Bulky
Fil à tricoter Actuel Genre en Catégorie	Bas, Fingering, Bébé	Sport, Bébé	DK, Léger Worsted	Worsted, Afghan, Aran	Chunky, Artisanat, Tapis	Bulky, Roving
Gamme de Tension au tricot en Point Jersey Sur 4 pouces	27 à 32 m	23 à 26 m	21 à 24 m	16 à 20 m	12 à 15 m	6 à 11 m
Aiguilles Recommandées en métrique	2.25 à 3.25 mm	3.25 à 3.75 mm	3.75 à 4.5 mm	4.5 à 5.5 mm	5.5 à 8 mm	8 mm et plus
Aiguilles Recommandées Américaines	1 à 3	3 à 5	5 à 7	7 à 9	9 à 11	11 et plus
Tension au Crochet en mailles serrées Sur 4 pouces	21 à 32 m	16 à 20 m	12 à 17 m	11 à 14 m	8 à 11 m	5 à 9 m
Crochets Recommandés en métrique	2.25 à 3.5 mm	3.5 à 4.5 mm	4.5 à 5.5 mm	5.5 à 6.5 mm	6.5 à 9 mm	9 mm et plus
Crochets Recommandés Américains	B-1 à E-4	E-4 à 7	7 à I-9	I-9 à K-10½	K-10½ à M-13	M-13 et plus

Skill Levels

SKILL LEVELS FOR KNITTING

1		Beginner	Projects for first-time knitters using basic knit and purl stitches. Minimal shaping.
2		Easy	Projects using basic stitches, repetitive stitch patterns, simple color changes, and simple shaping and finishing.
3		Intermediate	Projects with a variety of stitches, such as basic cables and lace, simple intarsia, double-pointed needles and knitting in the round needle techniques, mid-level shaping and finishing.
4		Experienced	Projects using advanced techniques and stitches, such as short rows, fair isle, more intricate intarsia, cables, lace patterns, and numerous color changes.

SKILL LEVELS FOR CROCHET

1		Beginner	Projects for first-time crocheters using basic stitches. Minimal shaping.
2		Easy	Projects using yarn with basic stitches, repetitive stitch patterns, simple color changes, and simple shaping and finishing.
3		Intermediate	Projects using a variety of techniques, such as basic lace patterns or color patterns, mid-level shaping and finishing.
4		Experienced	Projects with intricate stitch patterns, techniques and dimension, such as non-repeating patterns, multi-color techniques, fine threads, small hooks, detailed shaping and refined finishing.

Standard Body Measurements/Sizing

Most crochet and knitting pattern instructions will provide general sizing information, such as the chest or bust measurements of a completed garment. Many patterns also include detailed schematics or line drawings. These drawings show specific garment measurements (bust/chest, neckline, back, waist, sleeve length, etc.) in all the different pattern sizes. To insure proper fit, always review all of the sizing information provided in a pattern before you begin.

Following are several sizing charts. These charts show Chest, Center Back Neck-to-Cuff, Back Waist Length, Cross Back, and Sleeve Length **actual body measurements** for babies, children, women, and men. These measurements are given in both inches and centimeters.

When sizing sweaters, the fit is based on actual chest/bust measurements, plus ease (additional inches or centimeters). The first chart entitled "Fit" recommends the amount of ease to add to body measurements if you prefer a close-fitting garment, an oversized garment, or something in-between.

The next charts provide average lengths for children's, women's and men's garments.

Both the Fit and Length charts are simply guidelines. For individual body differences, changes can be made in body and sleeve lengths when appropriate. However, consideration must be given to the project pattern. Certain

sizing changes may alter the appearance of a garment.

HOW TO MEASURE

1. Chest/Bust

Measure around the fullest part of the chest/bust. Do not draw the tape too tightly.

2. Center Back Neck-to-Cuff

With arm slightly bent, measure from back base of neck across shoulder around bend of elbow to wrist.

3. Back Waist Length

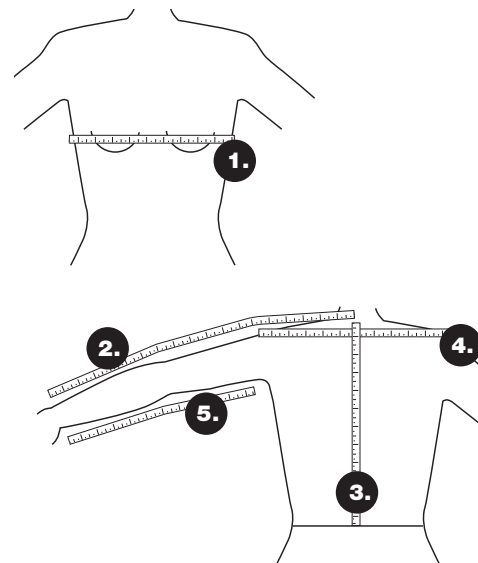
Measure from the most prominent bone at base of neck to the natural waistline.

4. Cross Back

Measure from shoulder to shoulder.

5. Sleeve Length

With arm slightly bent, measure from armpit to cuff.



FIT

Very-close fitting: Actual chest/bust measurement or less

Close-fitting: 1–2"/2.5–5cm

Standard-fitting: 2–4"/5–10cm

Loose-fitting: 4–6"/10–15cm

Oversized: 6"/15cm or more

LENGTH FOR CHILDREN

Waist length: Actual body measurement

Hip length: 2"/5cm down from waist

Tunic length: 6"/15cm down from waist

LENGTH FOR WOMEN

Waist length: Actual body measurement

Hip length: 6"/15cm down from waist

Tunic length: 11"/28cm down from waist

LENGTH FOR MEN

Men's length usually varies only 1–2"/ 2.5–5cm from the actual "back hip length" measurement (*see chart*)

Baby's size 3 months 6 months 12 months 18 months 24 months

1. Chest (in.) (cm.)	16 40.5	17 43	18 45.5	19 48	20 50.5
--------------------------------	------------	----------	------------	----------	------------

2. Center Back Neck-to-Cuff	10½ 26.5	11½ 29	12½ 31.5	14 35.5	18 45.5
---------------------------------------	-------------	-----------	-------------	------------	------------

3. Back Waist Length	6 15.5	7 17.5	7½ 19	8 20.5	8½ 21.5
--------------------------------	-----------	-----------	----------	-----------	------------

4. Cross Back (Shoulder to shoulder)	7¼ 18.5	7¾ 19.5	8¼ 21	8½ 21.5	8¾ 22
---	------------	------------	----------	------------	----------

5. Sleeve Length to Underarm	6 15.5	6½ 16.5	7½ 19	8 20.5	8½ 21.5
--	-----------	------------	----------	-----------	------------

Child's size 2 4 6 8 10

1. Chest (in.) (cm.)	21 53	23 58.5	25 63.5	26½ 67	28 71
--------------------------------	----------	------------	------------	-----------	----------

2. Center Back Neck-to-Cuff	18 45.5	19½ 49.5	20½ 52	22 56	24 61
---------------------------------------	------------	-------------	-----------	----------	----------

3. Back Waist Length	8½ 21.5	9½ 24	10½ 26.5	12½ 31.5	14 35.5
--------------------------------	------------	----------	-------------	-------------	------------

4. Cross Back (Shoulder to shoulder)	9¼ 23.5	9¾ 25	10¼ 26	10¾ 27	11¼ 28.5
---	------------	----------	-----------	-----------	-------------

5. Sleeve Length to Underarm	8½ 21.5	10½ 26.5	11½ 29	12½ 31.5	13½ 34.5
--	------------	-------------	-----------	-------------	-------------

STANDARDS & GUIDELINES FOR CROCHET AND KNITTING

Child's (cont.)	12	14	16
1. Chest (in.) (cm.)	30 76	31½ 80	32½ 82.5
2. Center Back Neck-to-Cuff	26 66	27 68.5	28 71
3. Back Waist Length	15 38	15½ 39.5	16 40.5
4. Cross Back (Shoulder to Shoulder)	12 30.5	12¼ 31	13 33
5. Sleeve Length to Underarm	15 38	16 40.5	16½ 42

Woman's size	X-Small	Small	Medium	Large
1. Bust (in.) (cm.)	28–30 71–76	32–34 81–86	36–38 91.5–96.5	40–42 101.5–106.5
2. Center Back Neck-to-Cuff	27–27½ 68.5–70	28–28½ 71–72.5	29–29½ 73.5–75	30–30½ 76–77.5
3. Back Waist Length	16½ 42	17 43	17¼ 43.5	17½ 44.5
4. Cross Back (Shoulder to Shoulder)	14–14½ 35.5–37	14½–15 37–38	16–16½ 40.5–42	17–17½ 43–44.5
5. Sleeve Length to Underarm	16½ 42	17 43	17 43	17½ 44.5

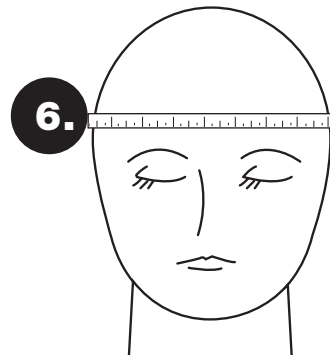
Woman's (cont.)	1X	2X	3X	4X	5X
1. Bust (in.) (cm.)	44–46 111.5–117	48–50 122–127	52–54 132–137	56–58 142–147	60–62 152–158
2. Center Back Neck-to-Cuff	31–31½ 78.5–80	31½–32 80–81.5	32½–33 82.5–84	32½–33 82.5–84	33–33½ 84–85
3. Back Waist Length	17¾ 45	18 45.5	18 45.5	18½ 47	18½ 47
4. Cross Back (Shoulder to Shoulder)	17½ 44.5	18 45.5	18 45.5	18½ 47	18½ 47
5. Sleeve Length to Underarm	17½ 44.5	18 45.5	18 45.5	18½ 47	18½ 47

STANDARDS & GUIDELINES FOR CROCHET AND KNITTING

Man's Size	Small	Medium	Large	X-Large	XX-Large
1. Chest (in.) (cm.)	34-36 86-91.5	38-40 96.5-101.5	42-44 106.5-111.5	46-48 116.5-122	50-52 127-132
2. Center Back Neck-to-Cuff	32-32½ 81-82.5	33-33½ 83.5-85	34-34½ 86.5-87.5	35-35½ 89-90	36-36½ 91.5-92.5
3. Back Hip Length	25-25½ 63.5-64.5	26½-26¾ 67.5-68	27-27¼ 68.5-69	27½-27¾ 69.5-70.5	28-28½ 71-72.5
4. Cross Back (Shoulder to Shoulder)	15½-16 39.5-40.5	16½-17 42-43	17½-18 44.5-45.5	18-18½ 45.5-47	18½-19 47-48
5. Sleeve Length to Underarm	18 45.5	18½ 47	19½ 49.5	20 50.5	20½ 52

Head Circumference Chart

	Infant/Child				Adult	
	Premie	Baby	Toddler	Child	Woman	Man
6. Circumference						
(in.)	12	14	16	18	20	22
(cm.)	30.5	35.5	40.5	45.5	50.5	56



For an accurate head measure, place a tape measure across the forehead and measure around the full circumference of the head. Keep the tape snug for accurate results.

Knitting Abbreviations Master List

Following is a list of knitting abbreviations used by yarn industry designers and publishers. The most commonly used abbreviations are highlighted. In addition, designers and publishers may use special abbreviations in a pattern, which you might not find on this list. Generally, a definition of special abbreviations is given at the beginning of a book or pattern.

Abbreviation	Description	Abbreviation	Description
[]	work instructions within brackets as many times as directed	pat(s)	or patt . . . pattern(s)
()	work instructions within parentheses in the place directed	pm	place marker
**	repeat instructions following the asterisks as directed	pop	popcorn
*	repeat instructions following the single asterisk as directed	p2tog	purl 2 stitches together
"	inch(es)	prev	previous
alt	alternate	pss	pass slipped stitch over
approx	approximately	pwise	purlwise
beg	begin/beginning	rem	remain/remaining
bet	between	rep	repeat(s)
BO	bind off	rev St st	reverse stockinette stitch
CA	color A	RH	right hand
CB	color B	rnd(s)	round(s)
CC	contrasting color	RS	right side
cm	centimeter(s)	sk	skip
cn	cable needle	skp	slip, knit, pass stitch over—one stitch decreased
CO	cast on	sk2p	slip 1, knit 2 together, pass slip stitch over the knit 2 together; 2 stitches have been decreased
cont	continue	sl	slip
dec	decrease/decreases/decreasing	sl1k	slip 1 knitwise
dpn	double pointed needle(s)	sl1p	slip 1 purlwise
fl	front loop(s)	sl st	slip stitch(es)
fol	follow/follows/following	ss	slip stitch (Canadian)
g	gram	ssk	slip, slip, knit these 2 stitches together—a decrease
inc	increase/increases/increasing	sssk	slip, slip, slip, knit 3 stitches together
k or K	knit	st(s)	stitch(es)
k2tog	knit 2 stitches together	St st	stockinette stitch/stocking stitch
kwise	knitwise	tbl	through back loop
LH	left hand	tog	together
lp(s)	loop(s)	WS	wrong side
m	meter(s)	wyib	with yarn in back
M1	make one—an increase—several increases can be described as "M1"	wyif	with yarn in front
M1 p-st	make one purl stitch	yd(s)	yard(s)
MC	main color	yfwd	yarn forward
mm	millimeter(s)	yo	yarn over
oz	ounce(s)	yrn	yarn around needle
p or P	purl	yon	yarn over needle

Crochet Abbreviations Master List

Following is a list of crochet abbreviations used in patterns by yarn industry designers and publishers. The most commonly used abbreviations are highlighted. In addition, designers and publishers may use special abbreviations in a pattern, which you might not find on this list. Generally, a definition of special abbreviations is given at the beginning of a book or pattern.

Abbreviation	Description	Abbreviation	Description
[]	work instructions within brackets as many times as directed	FPdc	front post double crochet
()	work instructions within parentheses as many times as directed	FPsc	front post single crochet
*	repeat the instructions following the single asterisk as directed	FPtr	front post treble crochet
**	repeat instructions between asterisks as many times as directed or repeat from a given set of instructions	g	gram
"	inch(es)	hdc	half double crochet
alt	alternate	inc	increase/increases/increasing
approx	approximately	lp(s)	loop(s)
beg	begin/beginning	m	meter(s)
bet	between	MC	main color
BL	back loop(s)	mm	millimeter(s)
bo	bobble	oz	ounce(s)
BP	back post	p	picot
BPdc	back post double crochet	pat(s)	pattern(s)
BPsc	back post single crochet	or patt	pattern(s)
BPtr	back post treble crochet	pc	popcorn
CA	color A	pm	place marker
CB	color B	prev	previous
CC	contrasting color	rem	remain/remaining
ch	chain stitch	rep	repeat(s)
ch-	refers to chain or space previously made: e.g., ch-1 space	rnd(s)	round(s)
ch-sp	chain space	RS	right side
CL	cluster	sc	single crochet
cm	centimeter(s)	sc2tog	single crochet 2 stitches together
cont	continue	sk	skip
dc	double crochet	Sl st	slip stitch
dc2tog	double crochet 2 stitches together	sp(s)	space(s)
dec	decrease/decreases/decreasing	st(s)	stitch(es)
dtr	double treble	tch	turning chain
FL	front loop(s)	or t-ch	turning chain
fol	follow/follows/following	tbl	through back loop
FP	front post	tog	together
		tr	treble crochet
		trtr	triple treble crochet
		WS	wrong side
		yd(s)	yard(s)
		yo	yarn over
		yoh	yarn over hook

The Craft Yarn Council of America is the yarn industry's trade association. For more than 20 years, it has heightened consumer awareness of yarn crafts through education and promotion programs. Its membership represents the leading yarn companies, fiber producers, needle and hook manufacturers and publishers, including:

Acordis Acrylic Fibers
All American Crafts
Better Homes & Gardens
Creative Collection
Bond-America
Boye Needle/Wrights
Caron International
Cast On Magazine
Crafts Magazine
Dynamic Resource Group
Herrschners, Inc.
Interweave Knits

Knitter's Magazine
Krause Publications
Leisure Arts
Lion Brand Yarn Company
Mary Maxim, Inc.
Red Heart® Yarns
Solutia (Acrilan® Fibers), Inc.
Spinrite, Inc.
TMA Yarns
The National Needlework
Association
Vogue Knitting



*Craft Yarn Council
Of America*

**P.O. Box 9
Gastonia, NC 28053-0009
704-824-7838
Fax: 704-824-0630**

E-mail: cycainfo@aol.com

**Web sites: www.knitandcrochet.com,
www.learntoknit.com; www.learntocrochet.com;
www.teachknitting.com; www.teachcrochet.com; www.craftyarncouncil.com**

**This *Standards & Guidelines* booklet and downloadable symbol artwork
are available at:**

YarnStandards.com